

Biotinylated Human Nectin-4 Protein IgV Domain

Cat. No. NEC-HM414B

Description

Source	Recombinant Biotinylated Human Nectin-4 Protein IgV Domain is expressed from HEK293 with His tag and Avi tag at the C-Terminus. It contains Gly32-Leu146.
Accession	Q96NY8-1
Molecular Weight	The protein has a predicted MW of 15.8 kDa. Due to glycosylation, the protein migrates to 16-20 kDa based on Bis-Tris PAGE result.
Endotoxin	Less than 1EU per µg by the LAL method.
Purity	> 95% as determined by Bis-Tris PAGE > 95% as determined by HPLC

Formulation and Storage

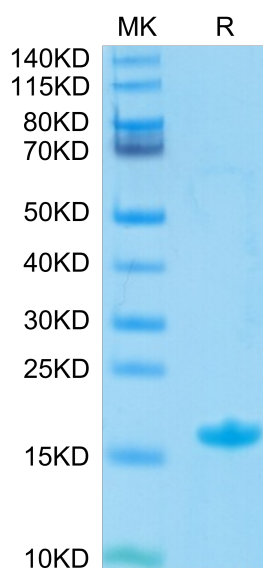
Formulation	Lyophilized from 0.22µm filtered solution in PBS (pH 7.4). Normally 8% trehalose is added as protectant before lyophilization.
Reconstitution	Centrifuge the tube before opening. Reconstituting to a concentration more than 100 µg/ml is recommended. Dissolve the lyophilized protein in distilled water.
Storage	-20 to -80°C for 12 months as supplied from date of receipt. -80°C for 3 months after reconstitution. Recommend to aliquot the protein into smaller quantities for optimal storage. Please minimize freeze-thaw cycles.

Background

Nectin-4 seems to be involved in cell adhesion through trans-homophilic and -heterophilic interactions, the latter including specifically interactions with NECTIN1. Does not act as receptor for alpha-herpesvirus entry into cells.(Microbial infection) Acts as a receptor for measles virus.

Assay Data

Bis-Tris PAGE



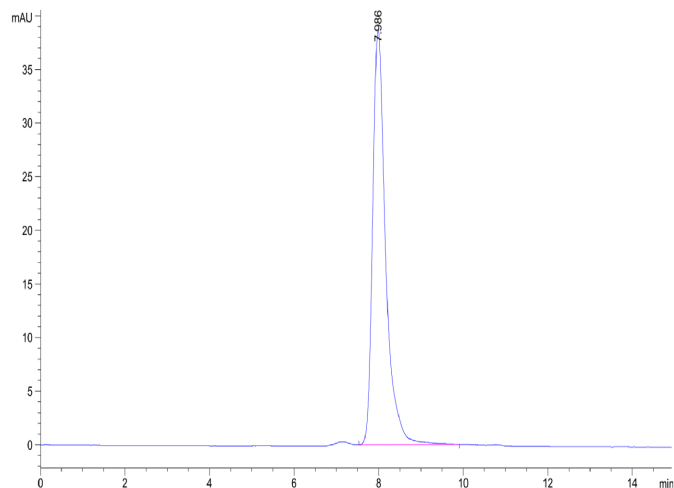
Biotinylated Human Nectin-4 IgV Domain on Bis-Tris PAGE under reduced condition. The purity is greater than 95%.

SEC-HPLC

Biotinylated Human Nectin-4 Protein IgV Domain

Cat. No. NEC-HM414B

Assay Data

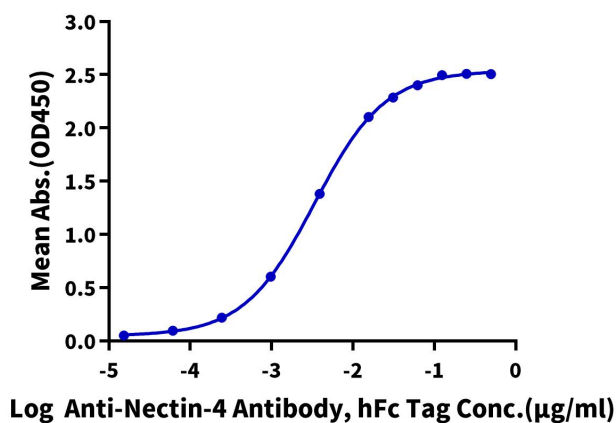


The purity of Biotinylated Human Nectin-4 IgV Domain is greater than 95% as determined by SEC-HPLC.

ELISA Data

Biotinylated Human Nectin-4 IgV Domain, His Tag ELISA

0.05µg Biotinylated Human Nectin-4 IgV Domain, His Tag Per Well



Immobilized Biotinylated Human Nectin-4 IgV Domain, His Tag at 0.5µg/ml (100µl/well) on the streptavidin precoated plate (5µg/ml). Dose response curve for Anti-Nectin-4 Antibody, hFc Tag with the EC50 of 3.4ng/ml determined by ELISA (QC Test).